



8°E

10°E

12°E

14°E







60°N

60°N

Ice symbols

-  Übereinandergeschobenes Eis
Rafted ice
-  Eisblock
Floe bit
-  Aufgepresstes Eis
Ridged ice
-  Festgestampftes Eis
Jammed ice barrier
-  Reiß/Spalte
Crack

Ice Concentration

-  Offenes Wasser
<1/10
Open water
-  Sehr lockeres Eis
1-3/10
Very open ice
-  Lockeres Eis
4-6/10
Open ice
-  Dichtes Eis
7-8/10
Close ice
-  Sehr dichtes Eis
9-10/10
Very close ice
-  Ebenes Eis
Level ice
-  Festeis
Fast ice
-  Morsches Eis
Rotten ice
-  Neu eis
1-3/10
-  4-6/10
-  7-8/10
-  9-10/10
New ice

58°N

58°N

56°N

56°N

54°N

54°N

8°E

10°E

12°E

14°E

